


Coloring For Toddlers With 25 Wipe Clean Activities And Marker My First Wipe - A Complete Guide

Coloring is a great way for toddlers to learn and develop their fine motor skills. It also helps them to express their creativity and imagination. This article provides a comprehensive guide to coloring for toddlers, including tips on how to choose the right supplies, how to get started, and how to make the most of the experience.

Choosing the Right Supplies

The first step to coloring with toddlers is to choose the right supplies. Here are a few things to keep in mind:



My First Learn-To-Draw: Baby Animals: Coloring Book for Toddlers with 25 Wipe Clean Activities and Marker (My First Wipe Clean How-To-Draw) by Lisa Nimmo

★★★★☆ 4.8 out of 5

Language : English

File size : 5694 KB

Screen Reader: Supported

Print length : 56 pages



- **Crayons or markers:** Crayons are a good choice for toddlers because they are easy to grip and they do not require any special skills to use. Markers are also a good option, but they can be more difficult for toddlers to control.

- **Paper:** The type of paper you choose will depend on the age and skill level of your toddler. Thicker paper is easier for toddlers to color on, but it can be more difficult to tear. Thinner paper is easier to tear, but it can be more difficult for toddlers to color on.
- **Other supplies:** You may also want to consider providing your toddler with other supplies, such as stickers, glitter, or glue. These supplies can add an extra element of fun and creativity to the coloring experience.

Getting Started

Once you have chosen the right supplies, you can start coloring with your toddler. Here are a few tips to get you started:

- **Start with simple shapes:** Simple shapes, such as circles, squares, and triangles, are a good starting point for toddlers. As your toddler becomes more proficient, you can introduce more complex shapes.
- **Use bright colors:** Bright colors are more stimulating for toddlers and they can help to keep them engaged.
- **Make it fun:** Coloring should be a fun and enjoyable experience for both you and your toddler. Don't be afraid to let your toddler explore and experiment.

Making the Most of the Experience

There are a few things you can do to make the most of the coloring experience for your toddler:

- **Talk to your toddler about the colors and shapes they are using:** This will help them to learn new words and concepts.

- **Encourage your toddler to use their imagination:** Ask them questions about what they are drawing and encourage them to share their ideas.
- **Display your toddler's artwork:** This will show them that you value their work and it will encourage them to continue creating.

25 Wipe Clean Activities And Marker My First Wipe

Here are 25 wipe clean activities and marker my first wipe that you can use with your toddler:

1. **Animal shapes:** Draw simple animal shapes, such as a dog, cat, or bird, on a wipe clean mat. Your toddler can then color in the shapes with a marker.
2. **Transportation:** Draw different types of transportation, such as a car, train, or airplane, on a wipe clean mat. Your toddler can then color in the shapes with a marker.
3. **Food:** Draw different types of food, such as fruit, vegetables, or bread, on a wipe clean mat. Your toddler can then color in the shapes with a marker.
4. **People:** Draw different types of people, such as a family, friends, or teachers, on a wipe clean mat. Your toddler can then color in the shapes with a marker.
5. **Places:** Draw different types of places, such as a house, school, or park, on a wipe clean mat. Your toddler can then color in the shapes with a marker.


6. **Things:** Draw different types of things, such as a toy, book, or ball, on a wipe clean mat. Your toddler can then color in the shapes with a marker.
7. **Letters:** Draw the letters of the alphabet on a wipe clean mat. Your toddler can then color in the letters with a marker.
8. **Numbers:** Draw the numbers from 1 to 10 on a wipe clean mat. Your toddler can then color in the numbers with a marker.
9. **Shapes:** Draw different shapes, such as a circle, square, or triangle, on a wipe clean mat. Your toddler can then color in the shapes with a marker.
10. **Patterns:** Draw simple patterns, such as a line, circle, or square, on a wipe clean mat. Your toddler can then color in the patterns with a marker.
11. **Mazes:** Draw a simple maze on a wipe clean mat. Your toddler can then use a marker to find their way through the maze.
12. **Tic-tac-toe:** Draw a tic-tac-toe board on a wipe clean mat. Your toddler can then use a marker to play tic-tac-toe with you.
13. **Hangman:** Draw a hangman board on a wipe clean mat. Your toddler can then use a marker to guess the word.
14. **Pictionary:** Draw a simple object on a wipe clean mat. Your toddler can then use a marker to guess what the object is.
15. **Charades:** Write down a simple word or phrase on a wipe clean mat. Your toddler can then act out the word or phrase for you to guess.
16. **Simon says:** Give your toddler a simple command, such as "Simon says touch your nose." Your toddler can then follow the command if

you say "Simon says" first.

17. **Red light, green light:** Draw a line on a wipe clean mat. Your toddler can then stand behind the line and wait for you to say "green light." When you say "green light," your toddler can walk or run towards you. When you say "red light," your toddler must stop.
18. **Freeze dance:** Play music and have your toddler dance around the room. When you stop the music, your toddler must freeze in place.
19. **Musical chairs:** Place chairs in a circle, with one less chair than the number of toddlers playing. Play music and have the toddlers walk around the chairs. When the music stops, the toddlers must find a chair to sit on. The toddler who does not find a chair is out.
20. **Hot potato:** Play music and pass a small object, such as a beanbag or ball, around the circle of toddlers. When the music stops, the toddler holding the object is out.
21. **Duck, duck, goose:** Have the toddlers sit in a circle. One toddler walks around the outside of the circle and taps each toddler on the head while saying "duck." When the toddler says "goose," the toddler they tapped must chase them around the circle.
22. **Red rover, red rover:** Divide the toddlers into two teams. Have one team line up facing the other team. The first team says "Red rover, red rover, send (name of toddler) over." The other team must then choose a toddler to send over to the first team.
23. **Simon Says: Animal Actions:** Give your toddler a simple command, such as "Simon says meow like a cat." Your toddler can then follow the command if you say "Simon says" first.

24. **Musical Statues:** Play music and have your toddler dance around the room. When you stop the music, your toddler must freeze in place like a statue.
25. **Follow the Leader: Animal Walks:** Have your toddler follow you around the room as you walk like different animals, such as a bear, a dog, or a cat.

Coloring is a great way for toddlers to learn, develop, and have fun. By providing your toddler with the right supplies and activities, you can make the coloring experience even more enjoyable and beneficial.



My First Learn-To-Draw: Baby Animals: Coloring Book for Toddlers with 25 Wipe Clean Activities and Marker (My First Wipe Clean How-To-Draw) by Lisa Nimmo

★★★★☆ 4.8 out of 5

Language : English

File size : 5694 KB

Screen Reader: Supported


Print length : 56 pages





Classic Festival Solos Bassoon Volume Piano Accompaniment: The Ultimate Guide

The Classic Festival Solos Bassoon Volume Piano Accompaniment is a collection of 12 solos for bassoon with piano accompaniment. The solos are all taken from the standard...



Unveiling the Courage: Insurgent Women Female Combatants in Civil Wars

In the face of armed conflict and civil wars, women's experiences and roles often remain underrepresented and overlooked. However, emerging research sheds...