

In Plastic Canvas: Amazing Scenes That Amaze

The world of plastic canvas has long been associated with small, intricate projects such as coasters, ornaments, and jewelry. However, in recent years, artists have begun to push the boundaries of this versatile material, creating stunning and elaborate scenes that rival the intricacy and beauty of needlepoint and embroidery.

One of the key factors that makes plastic canvas so well-suited for creating scenes is its rigid structure. The grid-like surface provides a stable base for stitching, allowing artists to create intricate details without worrying about the fabric becoming distorted or sagging. Additionally, the plastic material is durable and colorfast, ensuring that the finished product will last for years to come.



Amazing Scenes 11: in Plastic Canvas (Amazing Scenes in Plastic Canvas) by Dancing Dolphin Patterns

★★★★☆ 4.2 out of 5

Language : English

File size : 20443 KB

Screen Reader: Supported

Print length : 52 pages

Lending : Enabled



Artists who work with plastic canvas use a variety of techniques to create their scenes. Some use traditional cross-stitch or needlepoint stitches,

while others employ more free-form techniques such as tapestry weaving and embroidery. The choice of stitch depends on the desired effect, with some stitches creating a more textured look while others produce a smoother, more polished finish.

One of the most popular subjects for plastic canvas scenes is nature. Artists can create realistic landscapes, complete with mountains, trees, and water, or they can focus on capturing the beauty of a single flower or animal. The grid-like surface of the plastic canvas lends itself well to creating detailed textures, allowing artists to recreate the subtle variations in color and form found in the natural world.

In addition to nature scenes, artists also use plastic canvas to create scenes from everyday life. These scenes can depict anything from a cozy living room to a bustling street scene. The versatility of plastic canvas allows artists to capture the details of everyday objects and create scenes that are both realistic and charming.

Whether it's a serene nature scene or a bustling city street, a plastic canvas scene is a work of art that can bring joy and beauty to any home. The intricate details and vibrant colors of these scenes make them a feast for the eyes, and their durability ensures that they will be enjoyed for years to come.

Getting Started with Plastic Canvas

If you're interested in trying your hand at plastic canvas, there are a few things you'll need to get started. First, you'll need some plastic canvas. This material is available in a variety of sizes and colors, so you can choose the

one that best suits your project. You'll also need some yarn or thread in the colors you want to use.

Once you have your materials, you can start stitching. There are a variety of stitches you can use, but the most basic stitch is the cross-stitch. To do a cross-stitch, simply insert your needle into the hole in the canvas, bring it up through the hole two rows below, and then insert it into the hole two rows above and one column to the right. Bring the needle back down through the hole you started with, and you've completed one cross-stitch.

Once you've mastered the basic cross-stitch, you can start experimenting with other stitches. There are a variety of resources available online and in libraries that can teach you different stitches and techniques.

Tips for Creating Plastic Canvas Scenes

Here are a few tips for creating plastic canvas scenes:

- Plan your scene before you start stitching. This will help you to choose the right colors and stitches, and to avoid making mistakes.
- Use a variety of stitches to create different textures and effects.
- Don't be afraid to experiment with different colors and materials.
- Take your time and enjoy the process. Plastic canvas scenes can be time-consuming to make, but they're also very rewarding.

With a little practice, you'll be able to create beautiful and intricate plastic canvas scenes that will add a touch of elegance to any home.


Image Gallery

Here are a few examples of amazing plastic canvas scenes:

-




- Forest Scene





- Seascape



Amazing Scenes 11: in Plastic Canvas (Amazing Scenes in Plastic Canvas) by Dancing Dolphin Patterns

★ ★ ★ ★ ☆ 4.2 out of 5

Language : English

File size : 20443 KB

Screen Reader: Supported

Print length : 52 pages

Lending : Enabled


FREE

DOWNLOAD E-BOOK



Classic Festival Solos Bassoon Volume Piano Accompaniment: The Ultimate Guide

The Classic Festival Solos Bassoon Volume Piano Accompaniment is a collection of 12 solos for bassoon with piano accompaniment. The solos are all taken from the standard...



Unveiling the Courage: Insurgent Women Female Combatants in Civil Wars

In the face of armed conflict and civil wars, women's experiences and roles often remain underrepresented and overlooked. However, emerging research sheds...